


Ions Room Air Purifier-----User's Manual



Installation | Operation | Specification |
After-sales Service

Tips: Please read this Manual carefully before using the product.

● Machine and Accessories:



AC adapter



Machine

● Specification:

- Electrical parameters: DC12V /110 - 240 VAC 50/60 Hz
- Operating temperature: 45° F - 100° F (7° C - 38° C)
- Max. power: 11 W
- Anion: 10 million/cm³
- Kation: 8 million/cm³
- Noise: *db
- Applicable area: 30 - 50 m²
- Dimensions: ∅160*435 mm
- Net weight: 1.1 kg

● Features:

I. The Product is designed with four-way active purification mode:

(1) Composite filter

Filter by the composite filter consisting of pre-filter cotton + activated carbon filter: Pre-filter screen removes dander and blocks large particles from entering the machine; activated carbon granules remove odor, formaldehyde, benzene and other harmful sundries effectively.

(2) UV light + photocatalyst purification

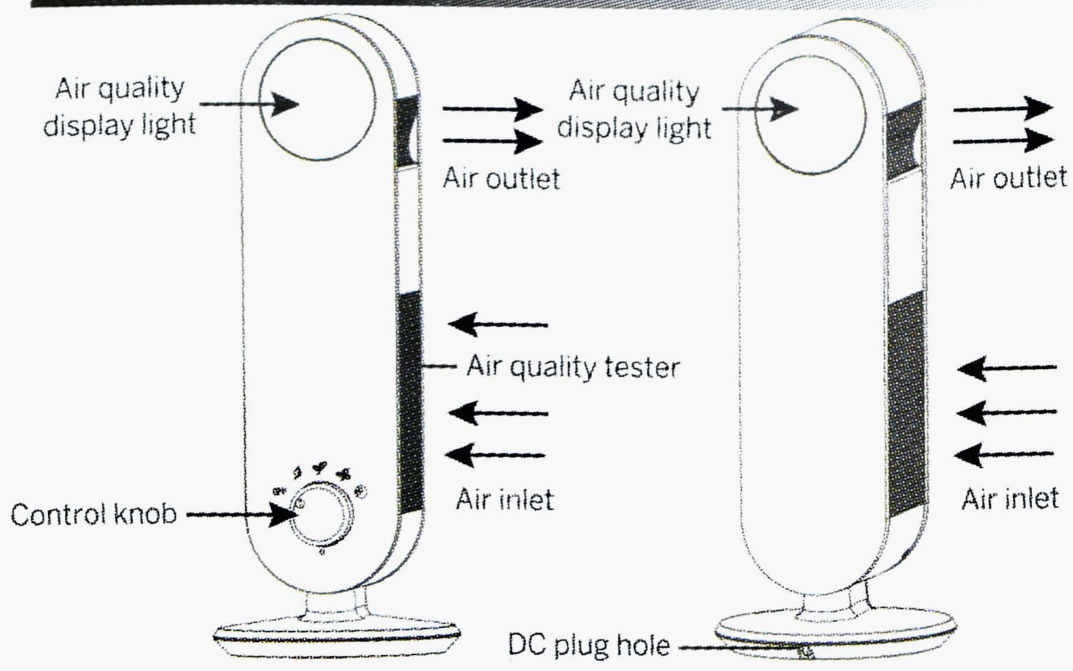
Aluminum-based honeycomb board sprayed with TiO₂ catalyst on their surfaces is used as photocatalyst board: Under the irradiation of 254 nm CCFL, the board has strong catalytic degradation effect that enables it to degrade the poisonous and harmful gases (pollutants such as formaldehyde, benzene, methylbenzene, ammonia, TVOC) in the air; disinfects colibacillus and staphylococcus aureus; and decomposes the toxins released by bacteria or fungi, and treats them harmlessly. Besides, it can eliminate odor

(smoke, toilet, garbage and animal stinks), resist pollution and purify air.

(3) High-energy plasmatron

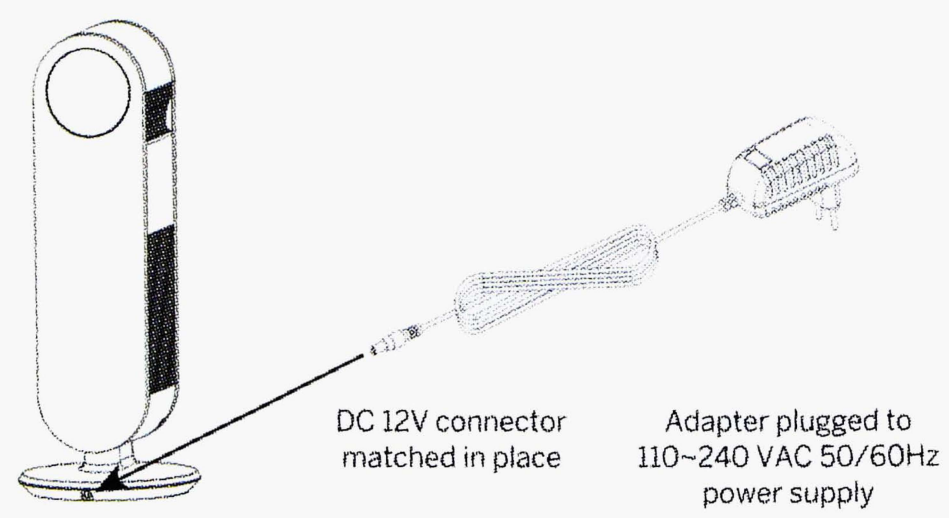
Apply high pressure on plasmatrons to generate oxygen ions with positive and negative charges; then, positive and negative charges will combine instantly to generate high energies to decompose bacteria, virus and odor molecule constantly, so as to disinfect, sterilize and eliminate odor quickly. As the quantity of negative oxygen ions is greater than that of positive oxygen ions, the excessive negative oxygen ions will still float in the air. Known for its superior dust removal function, negative oxygen ions are also called "vitamin in the air" by the medical community, and can eliminate smoke, dust and odor quickly, improve air quality, and help people preserve health by promoting metabolism of human body and improving immunity.

● Product Profile:

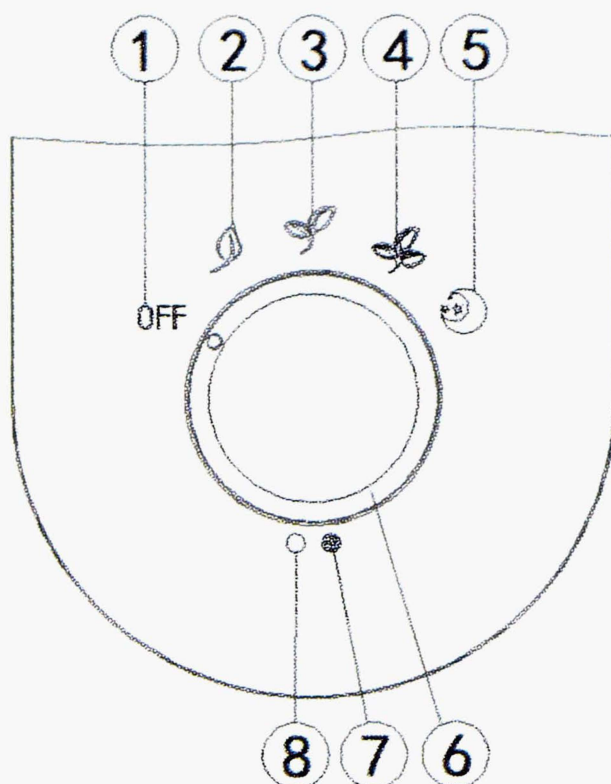


● How to Use

1) External power line connection



(2) Control panel



- ① : Stop operation
- ② : Fan+ UV+ plasma+ air quality indicator light (fan operating at low range)
- ③ : Fan+ UV+ plasma+ air quality indicator light (fan operating at medium range)
- ④ : Fan+ UV+ plasma+ air quality indicator light (fan operating at high range)
- ⑤ : Fan+ UV+ plasma+ air quality indicator light (In the daytime, the product operates and adjusts fan operation speed to high, medium or low range according to the air quality)

tested by air quality sensor; at night, the product enters sleep mode, the fan operates mutely and all the external luminous sources of the product go off).

⑥ :Tap position knob

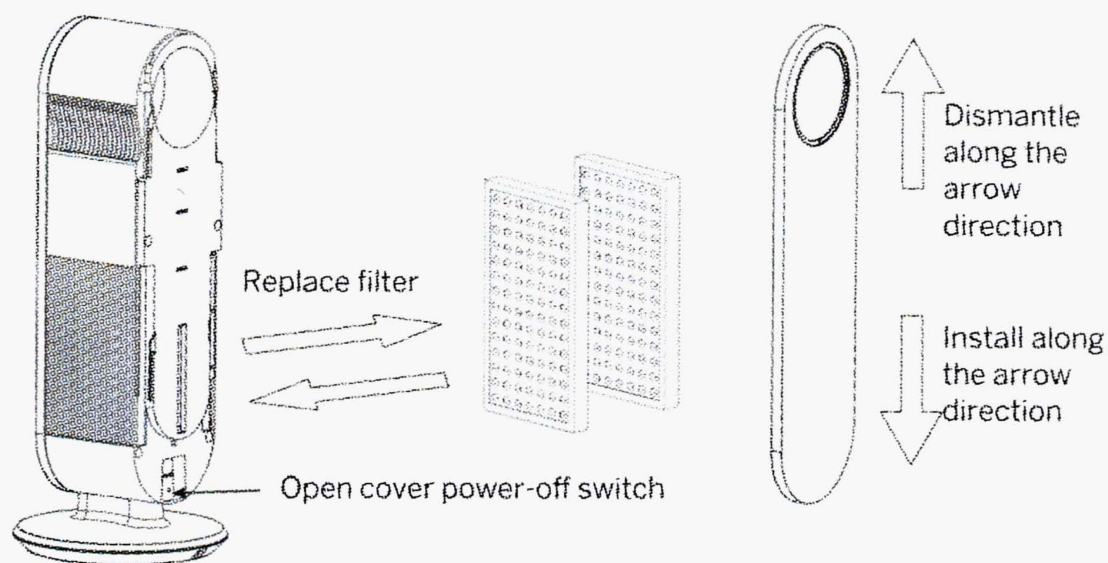
⑦ :Indicator light on means filter needs replacing.

⑧ :Light sensor (the product enters sleep mode after it gets dark)

Replace Filter and Add Aromatic Liquid (for repair and replacement service)

Warning:

Please DO turn off power supply of product before repair and replacement; the product cannot be powered on and used until it is assembled correctly.



● Maintenance

1. Please clean the external of the product with a piece of soft and clean cloth. (Chemical solvents such as alcohol, gasoline or benzene are forbidden).
2. If the machine will be left unused for a long time, please turn it on and use it for half a day or a day occasionally to keep its performance stable.

● Maintenance

1. Avoid water from entering the product to prevent short circuit and machine damage.
2. Do not disassemble or reconstruct the product without permission to avoid fire, electric leakage or safety accident.
3. Do not block the air outlet of this product to avoid affecting its normal operation and therefore reducing its working efficiency.
4. Do not place any heavy or sharp object on the product to avoid external damage.
5. Do not fix the product at a height within children's reach to avoid accident of children.

6. Do not disassemble the product without permission. DO power it off before disassembly to avoid UV hurts.

● After-sales Service

1. We provide after-sales services for the product according to national “three-guarantee” rules.
2. Our after-sales service center provides life-long maintenance service for the product.
3. Our “three-guarantee” services cease to apply if:
 - 1) The product is damaged by human factors;
 - 2) Damages are caused by the disassembly and repair by anyone other than our authorized personnel;
 - 3) Normal consumption and wear in machine using process;
 - 4) Filter screen (excluding the deficiencies of the filter material and the product itself); or
 - 5) Damages are caused by the installation or use not following this Manual.

● Repair Records

1. Please clean the external of the product with a piece of soft and clean cloth. (Chemical solvents such as alcohol, gasoline or benzene are forbidden).
2. If the machine will be left unused for a long time, please turn it on and use it for half a day or a day occasionally to keep its performance stable.

Repair date		
Fault description/ cause/ handling result		
Accessories		
Test date		
Signature of repair person		